

Communication Help

Conversation Mini Phrase

Please call an ambulance to take me to hospital.
病院へ行きたいので、救急車を呼んでください。

●When you are out

- Q>Please tell me where to rest because I feel sick.
Q. 気分が悪いので、休める場所を教えてください。
A. Please follow me.
A. ご案内します。
A. Just a moment please, I will get someone to help you.
A. 少し待って下さい、わかる人を呼んできます。

When you feel ill

Please call a taxi
タクシーを呼んでください。

●When you are at hotel or train

- Q.Will you please give me medicine? I have diarrhoea/headache/others
Q. 薬をもらえませんか？ 症状は[下痢・他の腹痛・頭痛・その他]です。
A.Ok just a moment please.
A. はい、少々お待ちください。
A.I am afraid we do not have medicine. Would you like to go to a hospital?
A. 薬はありません。病院へ行きますか？

Conversation Mini Phrase

●If you lost it at a shop or on the street

- Q.Was there anything left behind?
Q. この周辺に忘れ物はありませんでしたか？
A.No, there was nothing.
A. いいえ、ありません。
A. I will check just a moment please.
A. 調べます、少々お待ちください。

When you lost or forgot something

●When you ask for the police

- Q.Is there any lost property?
Q. 落とし物の届け物はありませんか？
A.I will check. What have you lost?
A. 調べてみます。紛失物はどういう物ですか？
A.Please write your contact and how long you are staying in this form. We will contact you if it is found.
A. 連絡先と滞在日数を、ここへ記入してください。届け出があれば連絡します。
A. Please write your contact details in your home country in case we find it after you leave Japan.
A. 帰国後に見つかった場合の連絡先をここへ書いてください。

Conversation Mini Phrase

Can you pack it so that it will not break? Yes · No
壊れないように梱包できますか？→ はい・いいえ

Which one do you recommend? (By pointing with a finger) This one.
お勧めはどちらですか？→ (指でさして)こちらです。

Do you have another color or a similar one? Yes · No
色違いや似たものはありますか？→ はい・いいえ

Do you have a larger size? Yes · No
これより大きいサイズはありますか？→ はい・いいえ

Do you have a smaller size? Yes · No
これより小さいサイズはありますか？→ はい・いいえ

Can you post it overseas? Yes · No
海外へ発送できますか？→ はい・いいえ

Conversation Mini Phrase

Can you please direct me to a toilet?
トイレの方向を指でさして教えてください。

Emergency Contact

| | |
|---------------------------------|--|
| Ambulance/Fire | 119 |
| Police | 110 |
| Takayama Red Cross Hospital | 0577-32-1111 |
| Kumiai Kousei Hospital | 0577-32-1115 |
| AMDA International Medical Care | |
| Information Center | 03-5285-8089 |
| Country code of Japan | 81 |
| International Call | 0051 (international operator) 001-010、0041-010、0033-010 +country code+ area code (take the first zero out of the area code) |

●Accommodation Inquiry

General Accommodation Reservation Center TEL0577-33-1181 <http://takayamaryokan.jp/english/index.htm>
Hours: 9:00~17:00 Closed: Sundays (If there are three consecutive holidays including Sunday, we close on the last day of the holidays)

Minsyuku/Pension (guest house) Reservation Guide TEL0577-33-8501 <http://hida-yado.net/e-index.html>
Hours: 10:00~17:00 Closed: Tuesday, 12/30~1/3

Oku Hida Onsen Village Information Center TEL0578-89-2458 <http://www.okuhida.or.jp/inn/>
Hours: 10:00~17:00 Open All Year long

●Tourist Information site of Takayama for overseas visitors: www.hida.jp

TAKAYAMA Practical Guide



The Japan Tourism Agency Inbound Travel Promotion Project (2011)

Publisher/ Gurunavi Inc. 1-2-2 Yurakucho, Chiyoda-ku, Tokyo TEL 03-3500-9700
Planning & Production/ PROTEX 1382-5 Shimo Okamotocho, Takayama, Gifu TEL 0577-33-6804
Art Director/Hashimoto Kazunori Translation/Hashimoto Miki Photo/Kanai Motoko

飛

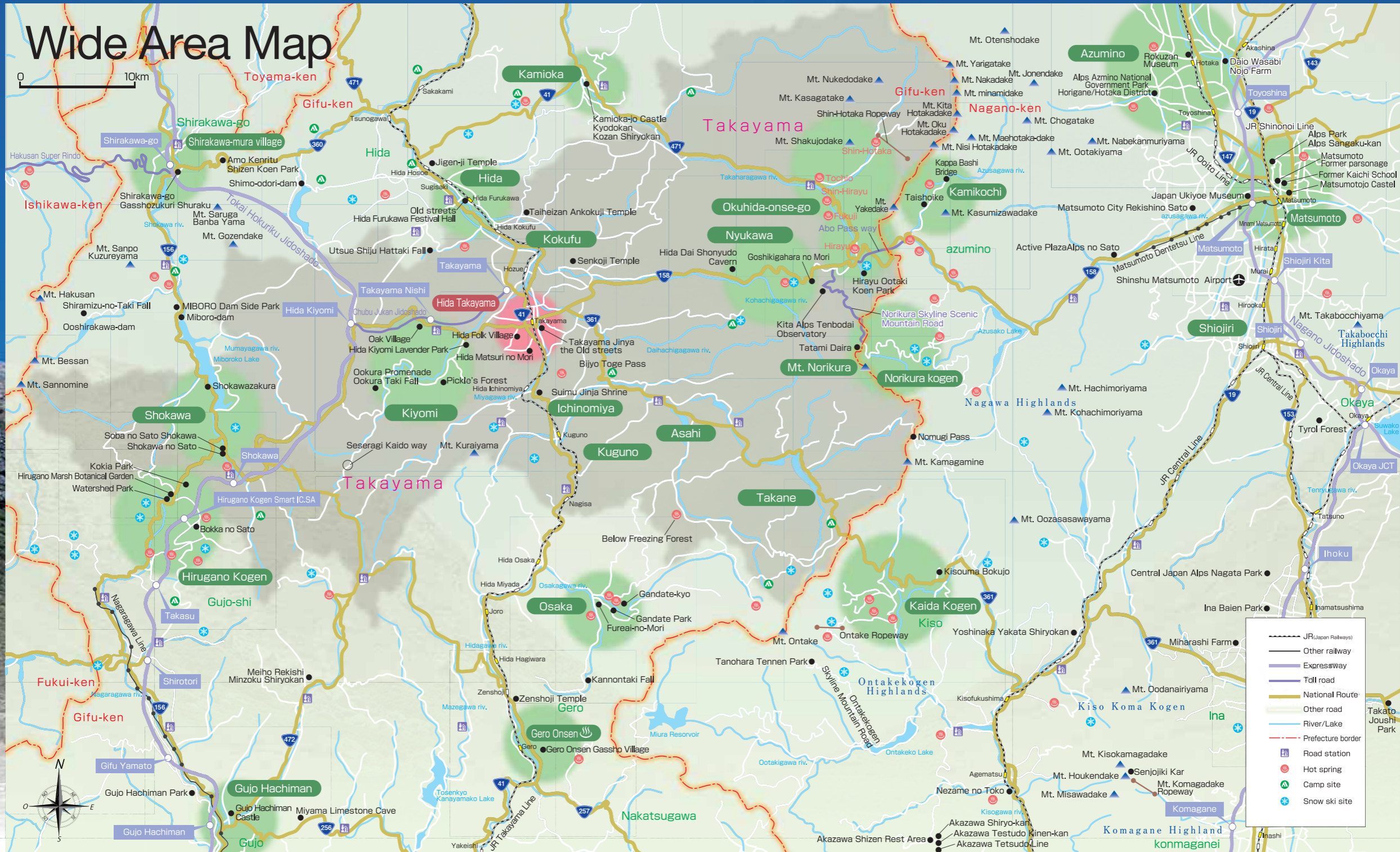
Make your travel experience better!

A very handy guide book with communication help and special vouchers

TAKAYAMA

Practical Guide





contents

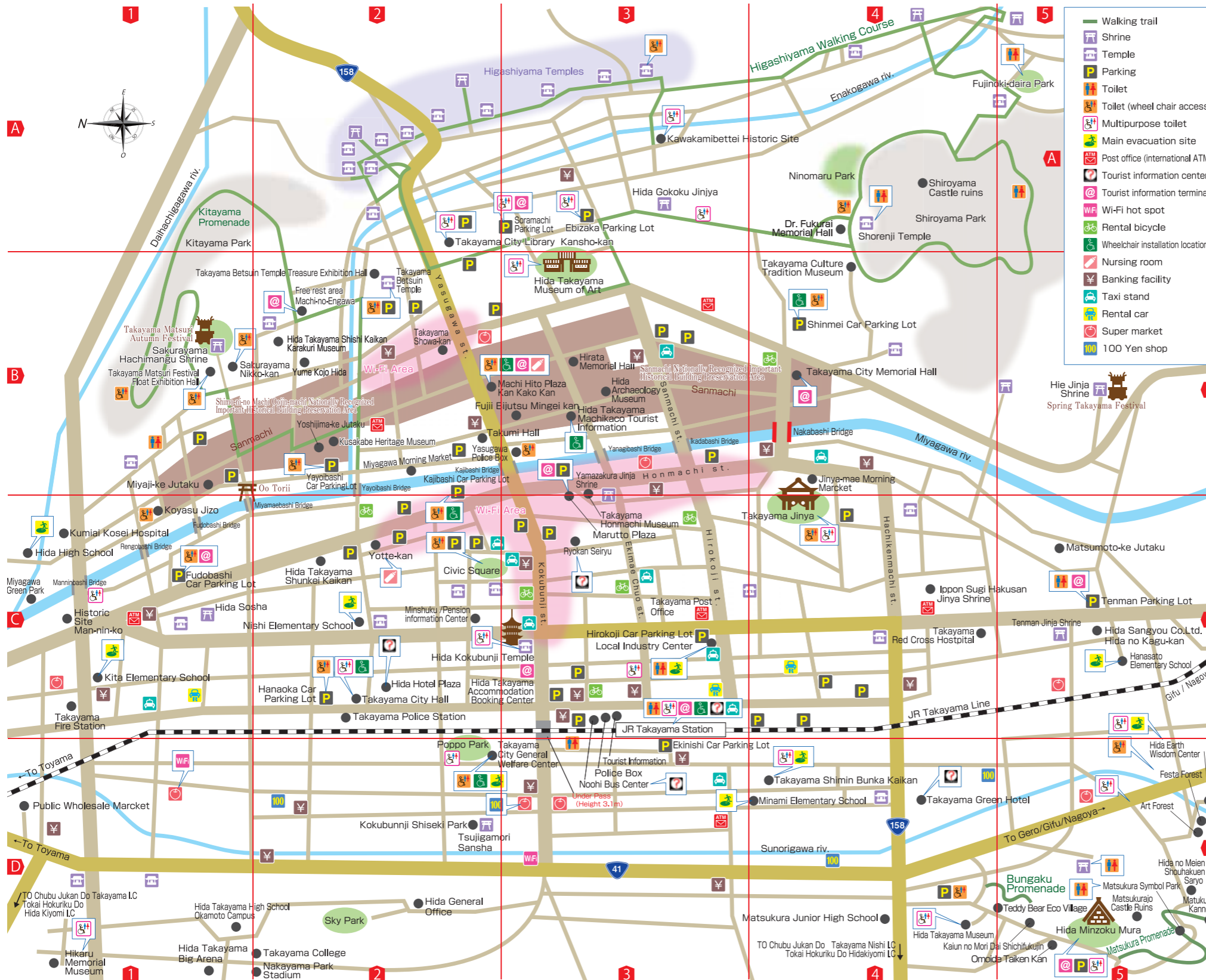
- Wide Area Map and Index 1~2
- Takayama City Area map 3~4
- History of Hida Takayama 5~6
- Basic Information 7~10
- Suggested Sightseeing Route 11~12
- Event Calendar 13~14

- Museums 15~16
- Takayama Jinya 17~18
- Higashiyama Walking Course 19~20
- Sake from Takayama 21~22
- Sanmachi 23~24
- Takayama Morning Markets 25

- Experiences in Takayama 26
- Oku Hida Onsen Villages 27~30
- Takayama Local Food 31
- Vouchers 32~37
- Access 38
- Communication Help/Emergency Contact 39



Takayama City Area Map



Tourist Information Center

● **Hida Takayama Tourist Information Center**
 1-1 Showamachi, Takayama **MAP:C-3**
TEL.0577-32-5328
 Hours: 8:30-18:30 (April -October)
 8:30-17:00(November -March)

● **Nohi Bus Center**
 6-65 Hanaokacho, Takayama **MAP:C-3**
TEL.0577-32-0045
 Hours: 6:00-19:00

● **Hida Hotel Plaza**
 2-60 Hanaokacho, Takayama **MAP:C-2**
TEL.0577-33-4600
 Opens 24 hours

● **Takayama Green Hotel**
 2-180 Nishinoishikicho, Takayama **MAP:D-4**
TEL.0577-33-5500
 Hours: 6:00-24:00

● **Ryokan Seiryu**
 6 Hanakawacho, Takayama **MAP:C-3**
TEL.0577-32-0448
 Hours: 8:00-21:00 Closed occasionally

● **Hida Takayama Machikado Information Center**
 Kamisannomachi (Sanmachi) **MAP:B-3**

Approximate Taxi Fare

※The fares may vary depending on traffic and routes.

● **From JR Takayama Station**

| | | |
|--------------------------------|----------------|----------|
| Takayama Jinya | MAP:B-4 | 640yen |
| Sanmachi | MAP:B-3 | 640yen |
| Sakurayama Hachimangu Shrine | MAP:B-1 | 800yen |
| Shiroyama Park | MAP:A-4 | 840yen |
| Higashiyama Temples | MAP:A-2 | 1,040yen |
| Hida Folk Village | MAP:D-5 | 1,040yen |
| Hida Takayama Museum | MAP:D-5 | 1,040yen |
| Risu no Mori (Squirrel Forest) | | 2,000yen |

History of Hida Takayama



■ Jōmon period to Kofun period (300 BC to 538 AD)

There are many remains of the Jōmon period in Takayama. The Jōmon culture of Takayama was characterized by its unique patterns on their earthenware and influenced by the Sinsyu, Toukai and Hokuriku areas. Some artistic earthenware and unfamiliar stoneware were discovered in the Takayama City area including a Registered National Historical Site called the Dounosora site. According to the Nihon Shoki (The Chronicles of Japan edited in 720 AD), a head of the powerful regional clan, Ryomen Sukuna, was defeated by the army of the Imperial Court in 377 AD. As legend goes, he lived in Dewa-gahara at Hida dai syounyuudou, and there is a dedicated wooden statue of him by Enkū the Buddhist monk at the Senkouji Temple.

■ Nara period (710 to 794)

When a national centralized tax system was established on the Taika Reforms in 645 AD, then central government made a law to use the excellent architectural skills of local craftsmen from Hida. Ten men in every 50 households were assigned to work in the capital city to build palaces, gates and temples. Approximately 100 men went to the capital city every year. Hida people were exempted from paying other tax. In the Japanese oldest classic poetry anthology, Manyōshū, there were some poems about Hida people, their craftsmanship was highly recognized. Their reputation even increased thanks to new skills acquired from working the capital city. There are many ancient temples such as Hida provincial temples. The present main building of the Hida provincial temple was built during the Muromachi period (about 1336 AD to 1573 AD), however remains from the Nara period was discovered in the lower level of the temple.

■ Heian period to Sengoku period (794 to 1573)

The Heike clan governed Hida in the Heian period, and then the political center was moved to the Kokufucho area, Northern Takayama, during the Kamakura period. In the Muromachi period, Lord Taga Tokugen built Tenjin yama castle, Tagayama castle, which became a base of the present castle site during the Bunan era (1444 AD – 1449 AD). In the Eisyō era (1504 AD -1520 AD), Takayama Geki built another castle on Mt Tenjin and people started to call the area Takayama. In the Sengoku period when constant military conflicts took place throughout Japan, Hida was not an exception. Mitsuki clan who allied with Lord Sasa Narimasa from Toyama region took over Takayama. However, Toyotomi Hideyoshi, the most influential warlord of that time, resisted this, and ordered Kanamori Nagachika who owned the Echizen Ōno Castle to conquer Hida. Nagachika attacked the Mitsuki clan and conquered Hida.

■ The era when Kanamori clan ruled Hida (1586 to 1692)

Kanamori Nagachika became a lord of Hida (33,000 koku of rice wealth) and his clan ruled the region for 107 years over six generations. His income was increased in Mino and Kawachi as a reward of fighting in front at the battle of Sekigahara taking on the Tokugawa side. Nagachika started to build the Takayama Castle in 1588 AD and it took almost 16 years to complete. The castle was said to be one of the best five castles in Japan. He also devoted himself to construct castle town; elevated ground surrounding the castle was assigned for samurai houses while the lower area was used for townfolk.

This area for townfolk is now "the Old Town" (Furui machinami). He also allocated various temples on the east side of the town, and Higashiyama walking course allows you to visit these temples easily. In addition he built the Syourenji Temple (present Takayama Betsuin) facing the castle. Takayama city was fundamentally established during this era. The Kanamori clan was transferred to Dewa in 1692 AD and their ruling was over.

■ The period when Takayama was under direct control of the Edo shogunate (1692 to 1868)

under direct control of the Edo shogunate, and the castle was destroyed by the order of the Edo shogunate. The site is now the leafy Shiroyama Park, and as the ruins of Takayama Castle it is designated a historical site and national monument.

In 1771 AD a peasant revolt that lasted for 18 years broke out due to oppression by the 12th local governor Oohara Hikoshirou. More than 9,000 peasants including a promising young leader, Hongomura Zenkurou, was severely punished. Later on, political corruption by the local governors was revealed and a son of Hikoshirou was deported. There were some good governors as well; for example the 19th governor of Ooi Tatewaki made great efforts to save the locals at the Tenpou famine. The 20th governor of Toyota Tonoshin encouraged Shibukysayaki pottery and the silk worm raising industry.

■ After Meiji era (1868 - Present)

After the Meiji Restoration (1868 AD), the modern municipality system was introduced in 1875 AD. Takayama cho was formed merging with Takayama ichinomachi mura, ninomachi mura and sannomachi mura. It was the town with the largest population in the Gifu Prefecture. A new modern municipality system was introduced when its population was 15,385 in 1889. Takayama City was formed merging with Nada mura in 1926 and Oonada cho in 1936. Takayama City still merged Hozue mura in 1943 and Daihachiga mura in 1955. In 2005, nine neighbouring towns and villages including Nyukawa mura, Kiyomi mura, Shoukawa mura, Miya mura, Kuguno cho, Asahi mura, Takane mura, Kokufu cho and Kamitakara mura were merged into the new Takayama City.



Basic Information

JR Takayama Station

MAP:C-3



All trains in Takayama area are operated by JR TOUKAI as there are no private trains. There are express trains "Wide View Hida", and local trains. However, these trains are operated during the day and the numbers are limited so please be careful choosing your train. If you choose an express train, you need a passenger ticket and express ticket.

Takayama Station is a small station with two platforms and one gate each for entry and exit.



You can purchase JR tickets in person at the station or use a vending machine with brief English direction. The tickets are also available at travel agencies. We recommend buying tickets at the station for those who do not understand Japanese.



● Exit



● Coin lockers

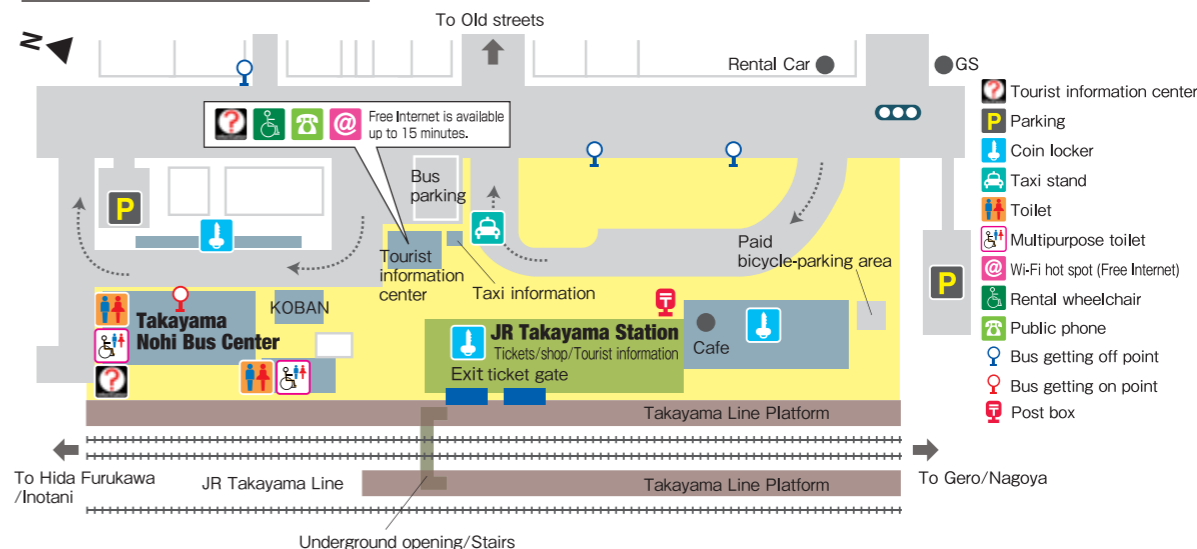
Coin lockers are located outside of the waiting room and in front of the bus center.



● Tourist information center

There is a tourist information center in front of the station exit. Free city map and guidebooks in English are available.

Map around the Station



Taxi



People tend to think a taxi is more expensive than public transport; however, hiring a taxi privately could be more affordable and efficient depending on the number of visitors in a group. Sometimes a taxi is the only transportation if your accommodation is far from a bus stop. Different from big cities, you have to call a taxi company or wait for a taxi at the taxi stand near the Takayama Station or at busy streets. If you call a taxi, an extra 100 yen is additionally charged.

The initial fare for a taxi is 630 yen and 20 to 30 percent will be added at night. Please note that more people use a taxi on weekends, at the end of the year or on snowy days and sometimes you have to wait more than one hour.

No tips are required for a taxi in Japan.

Mini Conversation Phrase Purchasing JR tickets to OO at the station

- I want to buy tickets for passenger ticket express ticket local train reserved seat non reserved seat
- までの券を 人分下さい。 乗車券 特急券 普通列車 指定席 自由席
- I want pay in cash. with my credit card.
- 現金 クレジットカード で支払います。

Mini Conversation Phrase Calling a taxi from a hotel

- Please get a taxi for me. My name is
- タクシーを1台呼んで下さい。私の名前は、 です。

Mini Conversation Phrase Conversation at a taxi

- | | |
|--|--|
| ● Please take me to the station. | ● Please put my suitcase in the trunk. |
| ● 駅まで行って下さい。 | ● スーツケースをトランクに入れて下さい。 |
| ● How much does it cost to the station? | ● Please hurry. |
| ● 駅まで、いくら位かかりますか? | ● 急いで下さい。 |
| ● How many minutes does it take to Sanmachi? | ● I forgot something, please return |
| ● さんまちまでは、何分かかりますか? | ● 忘れ物をしました。戻ってもらえますか? |

Bus Terminal



Once you exit from JR Takayama Station, you will find the Nohi Bus Center behind the police box (KOBAN). Loop bus services within Takayama City and for Okuhida and express bus services for Shirakawa-go, Tokyo and other cities are available from here.

There is another handy service available here; you can check in your larger luggage which cannot fit in a coin-locker for 500 yen a day.

Basic Information

How to Catch a Bus

It is almost same process to catch the Takayama city line bus, route bus and express bus.



※A fare for Machinami bus, a brown bus, is 100 yen per ride, a child before school age is free.
A fare for Sarubobo bus is 200 yen per ride (Child age 6-12 is 100 yen)

1 Buy a ticket at the Ticket Office (basic English is spoken)

Confirm the terminal number and departure time on the electric display board. Terminal numbers 1 to 6 are indicated for individual destinations.



2 Get on the bus from the front door (show your ticket to driver)

If you get on a bus other than at the bus center, take a numbered ticket and pay the relevant fare when you get off. Fares are shown on the display board in front of the bus. A fare for a route bus varies depending on the travel distance.
*Even fare is applied for Machinami bus and Sarubobo bus.



3 Press the button when your destination bus stop is announced.

Please press the button so that your driver knows you are getting off.



4 Get off the bus from front door.

If you bought a ticket from the bus center, please give it to the driver or put it in a box next to the driver's seat. If you got on the bus other than the bus center, put your numbered ticket and the fare shown on the front display board in the fare collecting box. Please prepare some coins from the change machine as no change is available at the collecting box.
In case you have a one day open ticket, show it the driver and get off the bus.



Value-added Ticket



Hida no sato Set Ticket

Return bus tickets between the JR Takayama Station and Hida no sato, and Hida no sato admission ticket.

Adult.....900yen
Junior high student...500yen
Elementary school student...300yen

Shirakawago and Gassho-zukuri Minka-en (Hida Folklore Village) Set Ticket

Return bus tickets between the JR Takayama Station and Shirakawago, and Hida Folklore Village admission ticket.

Adult4,500yen

Alps Shinsyu/Hida Open Ticket

Unlimited travel for four consecutive days on buses and trains between the JR Takayama Station and Matsumoto.

Adult.....10,000yen
Elementary school student 5,000yen

Open Ticket



Takayama City One Day Open Ticket

Unlimited rides for one day on all Takayama City route buses (Sarubobo bus and Machinami bus).

Adult.....600yen
Elementary school student...300yen

Present the one day open ticket then discounted fees are applied at major tourist facilities in Takayama.

Takayama City Two Day Open Ticket

Unlimited travel for two consecutive days on all Takayama City route buses (Takayama City Line).

Adult.....1,000yen
Elementary school student...500yen

Present the two day open ticket then discounted fees are applied at major tourist facilities in Takayama.

Takayama and Shin-Hotaka Two Day Open Ticket

Unlimited travel for two consecutive days on buses between JR Takayama Station and Shin-Hotaka Onsen (Shin-Hotaka Line).

Adult.....4,000yen
Elementary school student 2,000yen

※The above prices are as of October 2011.

Credit Card

Credit card use is available when a credit card company sticker is found at the counter. However you may not use credit card at most private small shops.



International ATM

Only eight International ATMs at the Post Offices in Takayama City allow you to withdraw cash from overseas cards. Please check if your card services are available from stickers near entrances or on the ATM. The available international services include Visa, Plus, MasterCard, Maestro, Cirrus and China Union Pay.

Hours: 8:00-21:00 on Weekday 9:00-19:00 on Weekend and holiday



Japanese Etiquette

How to take a bath in a hot spring or big communal bath

Some accommodation might have slightly different rules; however, this is a basic rule to enjoy the Japanese hot spring experience!
First you change your cloths to yukata (cotton kimono) in your room, and bring your towels and other items you need to the changing room at the big communal bath. In most cases, bath rooms for men and women are separated so do not go into the wrong one!



- Take off all your cloths at a changing room, and take just one small towel to wash your body into the bath room. *Swimwear is not allowed.
- Wash your body and rinse well before entering the bath.
*Free Shampoo and conditioner is normally available in the bathroom.
- Enter into the bathtub, and relax. Please do not put your towel into the water, fold it small and put it on your head or just leave it outside of the bathtub.
- When you wash your body in the bathroom, you can sit on a stool.
- After taking a bath, wipe your body with your towel and go to the changing room.



● Changing room entrance (Blue curtain for men, red curtain for women)

Toilet

There are two kinds of toilet in Japan; Japanese and Western style. Most household and public facilities have a western toilet; however some old facilities have only Japanese style toilets.
In a Japanese style toilet, straddle the toilet bowl with the round bowl shape in front, then bend. Flush the toilet when you finish.
Japanese western toilet has various functions including automatic lid control, warm loo seat, warm water shower and dryer. You can operate them with buttons near the toilet bowl or toilet paper.
If there are slippers in the toilet entrance, please change your footwear into the slippers and enter.



● Japanese Toilet



● Douche-equipped toilet seat

Tabacco

No smoking is allowed in the Takayama City to protect wooden architectures.
*Except some areas.



Suggested Sightseeing Route

Takayama is called “Little Kyoto in Hida”, as it has a well preserved town scape from the Edo period about 400 years ago. Explore traditional townhouses and try our popular snacks such as freshly made rice crackers and mitarashi dango, steamed rice flour ball dipped in soy sauce. These snacks taste the same as in the Edo period. For lunch, Hida beef, Takayama ramen noodle, and flavor rich Hida soba noodle offer you an extraordinary food experience. These suggested routes show you all the sightseeing spots that enable you to feel the Edo period.



Most popular 3 hour routes Starting from JR Takayama Station

Route 1 Sanmachi route, walking on the main street.



●JR Takayama Station Bus Terminal

10 minutes by bus



●Sanmachi

Get off the bus at “Yasugawa” which is in front of the main street, and you can easily spend three hours here.

★Bus fee: one way 100 yen or 200 yen. One day ticket costs 600 yen
★It takes a 12 minute walk from Sanmachi to JR Takayama Station.



Route 2 Exploring little Kyoto in a Japanese rickshaw

This is a route for sightseeing the main street and townscape along the river with a rickshaw.



●JR Takayama Station

10 minutes by walk



●Ride on a rickshaw at Sanmachi.

Visit the Takayama Jinya for 60 minutes. Experience the morning market that takes place in front of the Jinya. Walk around old town streets and traditional townhouses. Kusakabe Mingei-kan (Kusakabe Heritage Museum), Heritage House and Miyaji Heritage House for 60 minutes.
★It takes a 15 minute walk from these houses to JR the Takayama Station.

★Rickshaw fee: 3,000 yen for 15 minutes. 5,000 yen for 60 minutes. Other options are available for 10,000 yen.

15 minutes on the ride



●Takayama Jinya and morning market

3 minutes by walk



●Visiting traditional townhouses

Route 3 Town round trip route with rental bicycle

Five rental bicycle shops within a five minute walk of the station.



●JR Takayama Station



●Ride and go!

Visit Takayama Jinya for 60 minutes. Experience the morning market that takes place in front of the Jinya. Then ride to the Takayama City Memorial Hall and stay for 30 minutes.

5 minutes by bicycle



●Takayama Jinya and morning market

2 minutes by bicycle



●Takayama City Memorial Hall

5 minutes by bicycle




●Kitayama Walking Course and Kitayama Park

20 minutes by bicycle



●Ride through Higashiyama Walking Course and various temples (20 minutes)



●The ruins of Takayama Castle, Shiroyama park (20 minutes for outer track)

Leisurely one night and two day route Starting from JR Takayama Station

Day 1

Have a close look at the ancient artisan work of Hida craftsmen. Feel the history with the warmth of the timbers and distinguished architecture skills.



●JR Takayama Station

5 minutes by walk



●Hida Kokubunji (30 minutes)

10 minutes by walk



●Takayama Jinya and morning market (60 minutes)

3 minutes by walk



●Sanmachi (3 hours)



Day 2

Enjoy Takayama with your eyes and taste buds. Sampling food at the morning market is your first encounter of local tastes.



●Miyakawa morning market (30 minute walk from the south to the north)

5 minutes by walk



●Kusakabe mingeikan (folk art museum, 40 minutes)

5 minutes by walk



●Sakurayama Hachimangu Shrine (20 minutes)



●Takayama Festival Floats Exhibition Hall (40 minutes)

10 minutes by walk



●Shojin vegetarian meal (lunch for 90 minutes)



●Takayama Museum of History and Art (40 minutes)

5 minutes by walk



●Sake brewery tour (two hours)
Hirase sake brewery / Kawashiri Sake Brewery / Niki Sake Brewery / Hirata Sake Brewery / Funasaka Sake Brewery / Harada Sake Brewery / Oita Sake Brewery

15 minutes by walk



●JR Takayama Station

Event Calendar

Join us! This icon shows the events that you can participate in.

| | Takayama City Area | Okuhida Area |
|----|---|--|
| 1 | A Sake Brewery Tour  | Fukuji Onsen Aodaru Light Display Okuhida Woodland Trauma Kanekoori Light Display |
| 2 | | Shin Hotaka Onsen Nakao Kamakura Festival Hirayu Waterfall Ice Festival |
| 3 | B Hida Takayama Hina Doll Festival  | |
| 4 | Cherry blossom season starts C Garyu-sakura Cherry Blossom Festival D Garakuta Fair (Jumble market) E Trip to the Edo Period through a Time Capsule F Sanno Festival (Spring Takayama Festival) | Tochio-Onsen Cherry Blossom Festival |
| 5 | G Hida Food Festival | Banryu Festival Opening Festival of the Climbing Season at the Mt. Norikura-dake Yubana Festival and Ema Festival Opening Festival of Goshikigahara Forest at the Foot of Mt. Norikura |
| 6 | |  |
| 7 | H Nakabashi Bridge Light Display | Fukuji Onsen Summer Festival Tochio-Onsen Yamabiko Firework Festival |
| 8 | I Ema Market (Yama zakura Shrine, Matsukura Kannon, and Sogenji Temple) J Tanabata Festival K Hida Takayama Tezutsu (hand-held) Fireworks Festival L Hida Takayama Jinya-mae Yoichi Night Stalls | Hirayu Onsen Enman Festival |
| 9 | E Trip to the Edo Period through a Time Capsule Hida Takayama Machinami Concert Hida Food Festival |  |
| 10 | M Hachiman Festival (Spring Takayama Festival) N Hida Folk Village (Hida no Sato) Light Display | Shin Hotaka Autumn leaf walk (Group tour to enjoy night sky) |
| 11 | Hida Earth Wisdom Center Winter Light Display | |
| 12 | Nakabashi Bridge Light Display O Lantern Light Display at the Sanmachi (old town) area P End of Year Market | |

A Sake Brewery Tour Join us!

Middle of January to the late February
Location Six breweries in the city area
 Six local sake breweries have open days to tourists once every week. Sake tastings are available.
Contact ☎0577-36-1011 Hida Takayama Tourism Association
Hours 10:00~12:00 13:00~16:00



E Trip to The Edo Period through a Time Capsule Join us!

Middle April to late May/ Middle September to late October
Location Takayama City Memorial Hall
 Historical costumes are available for hire. These kimonos were formal wears in the Edo Period and now are used for Takayama Festivals. You can wear the kimonos and go local sightseeing. This service includes free entrance, for 19 sightseeing spots in the city. *Male/ kamishimo and hakama. Female/kimono
 ◆Fee: 1,500 yen for 2 hours including souvenir photo
Contact ☎0577-32-3333 Tourism Division of Takayama City



I Ema Market (Yama zakura Shrine, Matsukura Kannon, and Sogenji Temple)

Early August to middle of August
Location Yama zakura Shrine, Matsukura Kannon, and Sogenji Temple
 People purchase paper-made ema. In a traditional custom, they use the old currency unit which is multiplied ten thousand times. The ema is put at the entrance of a house wishing for the family's happiness and good health.
Contact ☎0577-33-9224 Yama zakura Shrine
 ☎0577-32-2519 Sogenji Temple



L Hida Takayama Jinya-mae Yoichi Night Stalls Join us!

11-13 August
Location front of Hida Takayama Jinya
 Various night stalls are at this market, and some stalls sell agricultural products like vegetables. Kid corner and an event stage entertain family visitors. It is a great place for a summer evening walk.
Contact ☎0577-36-1011 Hida Takayama Tourism Convention Association



N Hida Folk Village (Hida no Sato) Light Display

Late October to late November
Location Hida Folk Village (Hida no Sato)
 Enjoy a fantastic scene with stunning autumn leaves.
Contact ☎0577-34-4711 Hida Folk Village



B Hida Takayama Hina Doll Festival

Early March to early April
Location Some areas in Takayama City
 Generally the Hina doll festival is on the 3rd of March in Japan, however, spring season arrives later in the snowy Hida region so that we celebrate this festival one month later which is the 3rd of April. Various kinds of hina dolls (clay hina dolls, kokin hina dolls and Meiji era hina dolls) are on display in the city about a month before the festival date.
Contact ☎0577-32-3333 Tourism Division of Takayama City



C Garyu-sakura Cherry Blossom Festival Join us!

Early April to early May
Location Garyu Park
 1,100 year old ancient tree, Garyu-sakura, is designated as a national natural treasure. There are some food stalls and information booths during its blooming season.
Contact ☎0577-53-2211 Garyu Park



D Garakuta Fair (Jumble market) Join us!

First Sundays through April to October
Location Sanmachi Street in the city area
 A car free mall is formed with about twenty antique shops. You may find quite a bargain in old goods.
Contact ☎0577-36-1011 Hida Takayama Tourism Association



F Sanno Festival (Spring Takayama Festival)

Middle April
Location Center of Takayama City
 This is one of the most beautiful Japanese festivals with twelve gorgeous festival floats. The highlight is mechanical doll presentations on the three floats (Sanba-so, Ryujin-tai, Shakkyo-tai floats). You cannot miss the float parade at night.
Contact ☎0577-32-3333 Tourism Division of Takayama City



G Hida Food Festival Join us!

Middle May and October
Location Hon-machi Street
 All Hida local products are offered at this festival including sake at the streets of Honmachi 1 and 2 chome. The street will become a car free mall.
Contact ☎0577-35-0370 Hida Area Local Industry Promotion Center



H Nakabashi Bridge Light Display

Early July to middle of August/ early December to late December
Location Nakabashi Bridge area on Miya-gawa River
 Takayama's symbolic "red Nakabashi Bridge" is lit up from 7:30pm to 10pm. It is a stunning sight.
Contact ☎0577-32-3333 Tourism Division of Takayama City



J Tanabata Festival

Early August
Location Enako-gawa
 The Tanabata Festival in Takayama occurs a month later than normal. Special stages are set up along the Enako-gawa river so that locals can display their tanabata decorations. It is a very unusual traditional custom in Japan and one of the most popular summer events in Takayama.
Contact ☎0577-32-3333 Tourism Division of Takayama City



K Hida Takayama Tezutsu (hand-held) Fireworks Festival

9 August
Location Downstream of Yayoi-bashi Bridge on the Miyagawa
 A temporary platform is built on the river bed of the Miyagawa River. Fireworks are set off in bamboo cylinders hand-held by "shooters", who get showered of sparks from the fireworks, creating extremely exciting scenes. It is held on the 9th of August wishing to drive away ill fortune.
Contact ☎0577-32-0380 Hida Takayama Summer Festival Promotion Association
 starts 19:30~



M Hachiman Festival (Autumn Takayama Festival)

Middle of October
Location Sakurayama Hachimangu Shrine
 This is an extremely elegant and beautiful festival which is among the three most beautiful festivals of Japan. The highlights of the festival are gorgeous floats described as "moving Youmeimon" and mechanical dolls skillfully operated on the floats.
 *In case of a rainy day or it is likely to rain, the floats stay inside of the warehouses.
Contact ☎0577-32-3333 Tourism Division of Takayama City



O Lantern Light Display at the Sanmachi (old town) area

Middle of December
Location Sanmachi
 Enjoy a nostalgic old town area walk; beautifully lit up by lanterns on a silent winter night.
Contact ☎0577-33-1181 Hida Takayama Ryokan Hotel Cooperative Association



P End of the Year Market

Late December
Location Hida Takayama Jinya morning market
 A winter attraction of Hida Takayama to prepare for a new year celebration. The shops sell traditional decorations such as sacred straw festoon (shimenawa), rice cakes, and pine decoration for this special time.
Contact ☎0577-32-3333 Tourism Division of Takayama City



Museum

Takayama City Memorial Hall

MAP:B-4

The building was used as a city hall from 1895 to 1968. It is located at the south end of the Takayama Sanmachi Preservation District for groups of traditional buildings. It is an important location, looking out over Ichinomachi, Ninomachi and Sannomachi. This hall is made entirely of hinoki cypress with the best materials including glass that was first introduced when built. These glass windows are called garasu shouji.

Hours 8:30~17:00 Admission Free Contact ☎0577-32-0406

Hirata Museum

MAP:B-3

The Hirata family is local wealthy merchants with ten generations of history. A symbolic business sign on a short curtain at the museum reads "Utsuboya" which indicates the long history of the family. Historic everyday utensils, business equipment and collected antique works are on display.

●English brochure and signs are available.

Hours 9:00~17:00 Admission Adult 300 yen Junior high and elementary school student 150 yen Contact ☎0577-33-1354

Kusakabe Mingei-Kan (Kusakabe Heritage Museum)

MAP:B-2

The building is a good example of a traditional townhouse in the region, and it was first designated as a National Important Cultural Asset for these types of houses, along with the adjacent Yoshijima Residence. With distinguished deep and solid eaves for heavy snow, and sturdy but beautiful projecting lattice, a firm structure and large dirt floored area create a splendid setting. This is the best example of traditional townhouse architecture, making the most of all the skills and techniques passed on from the Edo period.

●Signs are available in Spanish, English, Chinese and Korean. English brochure is also available.

Hours 9:00-16:30 from March to November 9:00-16:00 from December to February Admission Adult 500 yen Junior high and elementary school student 300 yen Contact ☎0577-32-0072

Yoshijima-ke (Yoshijima Heritage House)

MAP:B-2

This old building once belonged to a sake brewery therefore a big ball made from Japanese cedar hangs under the eaves of the building. These wooden balls were used as signs for a sake shop. The interior contains a central pillar, beautiful old beams and struts crisscrossing the exposed attic. A window in the roof allows bright sunlight to stream through, creating a striking contrast of light and shadow and making the wood grain look stunning.

●English brochure is available.

Hours 9:00-17:00 from March to November 9:00-16:30 from December to February Admission Adult 500 yen Junior high and elementary school student 300 yen Contact ☎0577-32-0038

Festival Floats Exhibition Hall / Sakurayama Nikko Kan

MAP:B-1

This exhibition hall is located in the Sakurayama Hachimangu Shrine. It houses the 11 floats used in the Hachiman Festival, where four are on display at a time and are changed over three times a year in March, July and November. The replica of the festival parade is on display, and the actual shrine maidens will guide you through the exhibition.

●Brochure is available in English, Chinese and French. English guide is also available.

Hours 8:30-17:00 from March to November 9:00-16:30 from December to February Admission Adult 820 yen Junior high and elementary school student 410 yen High school student 510 yen Contact ☎0577-32-5100

Hida Takayama Shishi Kaikan (Lion Dance Ceremony Exhibition Hall)

MAP:B-2

In this hall, over 300 lion masks are on display alongside drums and other festival related items as well as domestic utensils and arts and crafts. Some of the displayed items are designated as important national cultural assets. There is a demonstration of mechanical dolls at the hall.

●English brochure is available.

Hours 9:05~16:25 Admission Adult 600 yen Junior high and elementary school student 400 yen Contact ☎0577-33-0881

Miyaji-ke (Miyaji Heritage House)

MAP:B-1

A heritage house designated as a City Cultural Property. This is a standard merchant house standing along Ecchuu kaidou, a main road from the Edo period.

Hours 9:00~16:30 Admission Free Contact ☎0577-32-8208

Fujii Bijutsu Mingei-kan (Folk Craft Museum)

MAP:B-3

About 2500 pieces of antique artwork and traditional folk craft collected by local doctor, Mr. Fujii, are on display at an Edo style warehouse entirely made from Japanese cypress. Highlights include hina dolls more than 270 years old and hanging scrolls by Yokoyama Taikan and Ikkyu the Zen monk.

●English signs are available.

Hours 9:00~17:00 Admission Adult 700 yen Junior high and elementary school student 350 yen Contact ☎0577-35-3778

Takayama Showa Kan

MAP:B-2

Showa refers to the time period, 1926-1989, this museum collects nostalgic items from this period. Once you step in the museum, you will find nostalgic streets from the Showa 30's (1956-1966). At the entrance there are movie signs, cars and then there is a barber shop, photo shop and grocery shop.

Hours 9:00-18:00 from April to October 9:00-17:00 from November to March Admission Adult 500 yen Junior high and elementary school student 300 yen Contact ☎0577-33-7836

Hida Minzoku koko-kan (Archaeology Museum)

MAP:B-3

The building reminds us of a mediaeval samurai residence; it is believed to be owned by a medical retainer of Lord Kanamori. It contains unusual structural details such as a hanging ceiling, peeking windows and a hidden passage to the well. In its warehouse, local archaeological and historical materials are on display.

Hours 9:00-17:30 from March to October 9:30-16:30 from November to February Admission Adult 500 yen Junior and high school student 300 yen Elementary school student 200 yen Contact ☎0577-32-1980

Takayama Betsuin Temple Treasure Exhibition Hall

MAP:B-2

Theme of this museum is the growth of the Hida Shinsyu, a Buddhist sect in the area, from the mediaeval period to early modern times. About 100 important and treasured items related to Shinran and Nyorai are displayed here. These items managed to survive many fires.

Hours 9:00~15:00 Admission Free Contact ☎0577-32-0688

Hida Takayama Antenna Shop Marutto Plaza

MAP:B-3

This is a general information center about events, sightseeing and special local products in the region. Also there is a shop and special exhibition.

●English brochure is available.

Hours 10:00~18:30 Admission Free Contact ☎0577-77-9200

Takayama Honmachi Museum of Art

MAP:B-3

This museum displays 80 works of art and 15 photos of the famous painter, Yamashita Kiyoshi, who is referred to as Japan's Van Gogh. You will find his stunning observation skills and fine pictures made by pasting multi colored pieces of paper.

●English brochure is available.

Hours 9:00-18:00 from April to October 9:00-17:00 From March to November Admission Adult 600 yen Junior high and elementary school student 400 yen Contact ☎0577-36-3124

Matsumoto-ke (Matsumoto Heritage House)

MAP:C-5

In 1875 a disastrous fire from Ninomachi burned 1,032 buildings, including merchant houses, temples in the central part of town. However, Matsumoto house was saved from the fire thanks to its location. Matsumoto house is one of Takayama's oldest and most important, traditional merchant houses.

Hours 9:00~16:30 Admission Free Contact ☎0577-36-5600

Hida Takayama Shunkei Kaikan (Lacquer Ware Museum)

MAP:C-2

This is a museum for an important collection of Shunkei lacquer ware, one of Takayama's most characteristic crafts. Over 1,000 items, dating from the 17th century through to the present day, are on display. Also exhibited is the production process with description.

●English brochure is available.

Hours 9:00~17:00 Admission Adult 300 yen Junior and high school student 200 yen Contact ☎0577-32-3373

Hikaru Memorial Museum

MAP:D-1

This museum building features the ruins of Maya civilization. It displays local fossils and a dinosaur model, remains of the world's seven civilizations including Maya, Aztec, Andes and Japan's Jomon wares plus fine arts.

●Brochure is available in English, French, and Spanish. English guide is also available.

Hours 10:00~17:00 Admission Adult 900 yen High school and uni student and senior over 70 year old 700 yen Junior high and elementary school student 300 yen Contact ☎0577-34-6511

Hida Minzoku-mura (Hida Folk Village)

MAP:D-5

This is an outdoor museum including 30 traditional farmhouses, gasho-style, and buildings. Demonstration of straw craft, traditional quilting and weaving is also available.

●Brochure is available in English and Chinese. English guide is also available.

Hours 8:30-17:00 (open later during light display season) Admission Adult 700 yen Junior high and elementary school student 200 yen Contact ☎0577-34-4711

Festa Forest

MAP:D-5

The museum itself is located in an underground dome, which is the first construction of its kind in Japan. Takayama Festival floats which were rebuilt for the first time in 150 years and the world's biggest drum is exhibited in the museum. Various tickets options are available.

●Brochure is available in English, Chinese and Korean.

Hours 9:00~17:00 Admission Adult 1,000 yen Child 600 yen Contact ☎0577-37-1000

Art Forest

MAP:D-5

Many artistic ceramic works and craftworks by living national treasure artists who hold important intangible cultural heritage accreditation are exhibited. You can also enjoy the taste of Japanese tea. Various ticket options are available.

●Brochure is available in English, Chinese and Korean.

Hours Museum 9:00-17:00 Tea Ceremony Room 10:00-16:30 Admission Adult 1,000 yen Child 600 yen Contact ☎0577-37-1070

Risu no Mori Squirrel Forest and Hida Wild Plant Garden

Squirrels from all over the world including Ezo true squirrels and stripped squirrels can be seen here. In the garden you can explore the local wild plants and nature.

Hours 9:00~17:00 Admission Adult 780 yen Child under junior high school age 380 yen Contact ☎0577-33-9232

Takayama Museum of History and Art

MAP:B-3

The museum shows the history of the Takayama castle town introducing art crafts and traditional culture for a more deep understanding of Takayama.

●Brochure is available in English and Chinese.

Hours Exhibition room 9:00-19:00 Garden 7:00-21:00 Admission Free Contact ☎0577-32-1205

Hida Takayama Teddy Bear Eco Village

MAP:D-5

Focusing on the theme of ecological protection, the museum exhibits about 1000 teddy bears in the approximately 140 year old Gasho style house.

●Brochure is available in Chinese.

Hours 10:00~18:00 Admission Adult 600 yen High school student 500 yen Junior high and elementary school student 400 yen Contact ☎0577-37-2525

Hida Takayama Museum of Art

MAP:D-4

Excellent European glass arts and art nouveau are exhibited in the museum. There is also a cafe and museum shop in the facility.

●Brochure is available in English.

Hours 9:00~17:00 Admission Adult 1,300 yen High school and uni student 1,000 yen Junior high and elementary school student 800 yen Contact ☎0577-35-3535

Hida Earth Wisdom Center

MAP:D-5

This center features history and culture of Hida, including a multipurpose convention hall that can accommodate up to 2,000 guests, art theatre, meeting rooms and restaurants. It can accommodate international conferences with a simultaneous interpretation system. It is recognized as a base to revitalize the Hida community.

Hours 9:00~21:30 Admission Subject to events Contact ☎0577-37-6111



Takayama Jinya (Historical Government House)

National Historical Site MAP-B-4

Hours 8:45 ~ 17:00 ※(Open until 18:00 in August)From November to February open until 16:30. Open all year long
Address 1-5 Hachiken-machi, Takayama city, Gifu
Contact 0577-32-0643
Access 10 minute walk from Takayama Station
Admission Adult 420 yen Child under high school age free
 ●Brochures available in English, Chinese and Korean
 ●English guide is available

Sightseeing Highlights

- Experience architecture reminiscent of the Edo Shogunate
- Learn how government administration and the class system worked 300 years ago
- Appreciate Fine details



What is this building?

This was a local governor's office during the Edo period. There once were more than 60 similar buildings in Japan, however Takayama Jinya is the only one left today. It was in official use from 1692 to 1969.

What is a Jinya?

Prefectural and district governors used it as an office to govern Hida during the Edo period. The present building complex is called "Jinya" that includes residential space and storehouses for rice paid as tax.

What is the governor's specific work?

Their main business is conducting legal trials and collecting tax. Takayama was well known for its abundant forest resource to produce timbers and an underground natural resource of gold, silver, copper and lead. This is one reason why the Shogunate put Takayama under the direct control as an important economic area.

Experience and Event Information

★Front Gate Light Display

Front gate light display is on until 22:00 (subject to seasons)

★Experience the Edo period

You can try on samurai costumes only for 100 yen! Souvenir photos are available. This event is on every Wednesday 13:00-14:00 from late January to the end of February.

★Kurehegi (roof shingles) Demonstration

Local craftsmen demonstrate how to make roof shingles that are used for Takayama Jinya.
 Twice a day normally 10:00-, 14:00-

★Shizukumiya Festival (Winter)

This is an event that you can join. Activities include from sake rice planting to sake brewing. It celebrates abundant harvest by making "Kami no shizuku" (Drop of God) sake and honoring it. Portable shrine parade and new sake barrel opening ceremony will take place.



Takayama Jinya Perfect Guide

TAKAYAMA Practical Guide



Front Gate

A symbolic architectural feature of Takayama Jinya built in 1832. The crests of hollyhock on the lanterns and hanging screens indicated that Takayama was under direct control of the Edo shogunate.

Q Why does the fringe material of each tatami differ between rooms?

A The difference of the material shows the class differences for those who used the rooms. For upper class, a fringe with patterns was used while a fringe without patterns was used for middle class. For lower class, tatami had no fringes.



The North Court Area

The area is used as a court for civil cases. It was called "Oshirasu" which means a white space as it was paved with white pebbles.



I will guide you.

Q What is this carving of a rabbit?

A This is an ornament to hide nails in the pillar. A rabbit was believed to be a charm for fertility and a guardian against fire. People also believed a rabbit was the symbol of good governance thanks to its long ears to listen to people's voices. These carvings can be found in many places of the building.



Tea Preparation Room

This room was used to prepare tea.

Q What this fish model for?

A This is a device to adjust the length of the hanging bar according to the size of the steel tea pot below.



Kitchen

This is a kitchen to prepare a meal for upper class officers, their family and guests. The cooking utensils from the Edo period are on display.

Q There is a small gap on the wall panel. Wasn't it very cold in winter?

A The gaps were for ventilation when they made fire, however they used miso paste to fill the gap when it was too cold.

Grand Hall

This hall was used for official meetings and ceremonies. It could be divided into three areas. There were initially 48 tatami in the hall, but one tatami was added later because an even number was related to hara-kiri. All other rooms also have uneven numbers of tatami.



The South Court Area

This area was used as a criminal court. Instruments of torture are exhibited.



Rice Storehouse

This storehouse is more than 400 years old and relocated from the Takayama Castle which was demolished in the Edo period. It used to be another storehouse in the past.

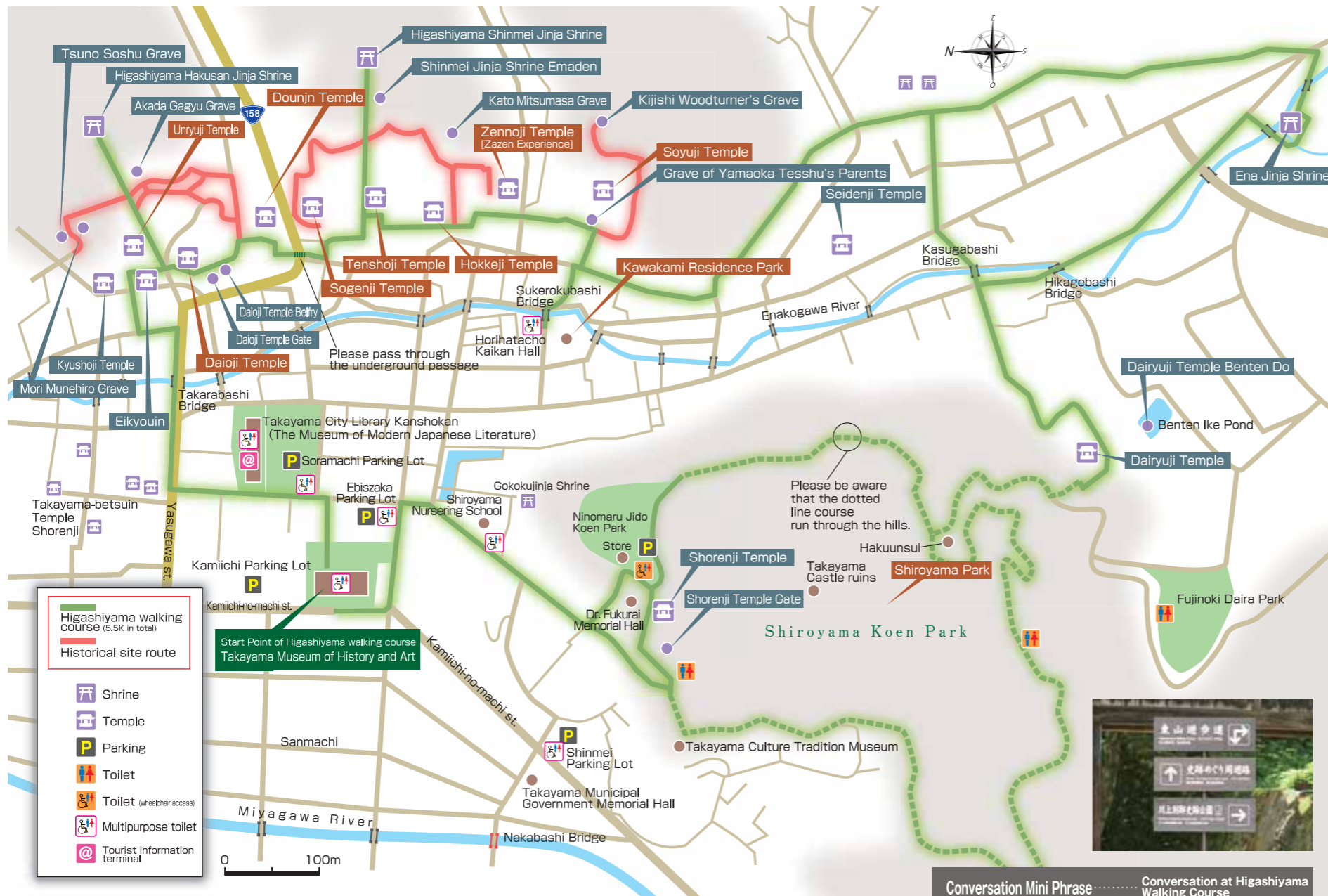
Roof

The roof of Takayama Jinya includes three different kinds of shingles called "Kurebuki"; 75 cm for a long one, 45 cm for a medium one, and 36 cm for a short one (the lengths are approximate).

The shorter they are, the thinner they become. The damaged shingles are replaced every five years. On the roof of the storehouse, stones are put to hold the long shingles and no nails are used. Medium length shingles are used for an office and gate while short shingles are used for the eaves at the entrance of the office.



Higashiyama Walking Course



Suggested Walk to Visit Temples (2 hours)

- 1 Unryuji Temple**
 1 minute walk
 ● It is believed that the gate was moved from Takayama Castle, and now it serves as a temple bell tower too.
- 2 Daiouji Temple**
 1 minute walk
 ● The temple gate was designated as an important cultural property of Takayama City. The statues of the guardian gods (Niou) are famous.
 ● The roof has an interesting mechanism; it springs once snow piles up.
 ● The bell tower is one of the oldest in the Hida area, and anyone can strike the bell on New Year's Eve.
- 3 Dounji Temple**
 2 minute walk
 ● There is a koyasu jizo statue for children who lost their lives in a great famine.
- 4 Sogenji Temple**
 2 minute walk
 ● This is the temple that retains the grave of Lord Kanamori Nagachika, the first Takayama Castle's owner.
- 5 Tenshoji Temple**
 30 minute walk
 ● This temple was built in 1182 as the Tendai sect temple; however, it fell into decline later. It was rebuilt and changed to the Jōdo sect in 1615.
- 6 Hokkeji Temple**
 2 minute walk
 ● Part of Takayama Castle was transferred to the main building of the temple (important cultural property by Gifu Prefecture).
 ● It is said that your sickness or injury will be healed if you rinse and wash the affected part of the Buddha statue.
 ● Benten shrine (important cultural property by Takayama City) is a work of the father of Murayama (Endo) Minjirou who created some Takayama festival floats. The view of pond and building in autumn is fantastic.
- 7 Zennoji Temple**
 3 minute walk
 ● You can try Zen meditation here.
 ※Booking essential Starts 6:00 for one hour 500 yen
- 8 Soyuji Temple**
 5 minute walk
 ● The stone wall of the Takayama Castle was used here, and its bell tower was built thanks to the district governors. This temple served as a group graveyard for those discriminated against and refused to be buried normally.
 ● There is a grave of the parents of Yamaoka Tesshū who made a huge contribution to modernize Japan. He was appointed as a chamberlain for the Meiji Emperor by the prime minister and served many government positions. A Buddhist service takes place annually on the 19 of July, the day he died.
- 9 Kawakami Residence Park (Kawakamibettei Historic Site)**
 15 minute walk
 ● Historic site along the Enako River.
 ● An excellent example of late Edo period architecture such as the Inari shrine by Taniguchi Gonnokami from the famous Hida craftsman family and storehouse by Edo Mansaku.
- 10 Shiroyama Park**
 ● This park is located at the ruins of Takayama Castle. When spring comes, 1,000 cherry blossom trees offer a stunning view.

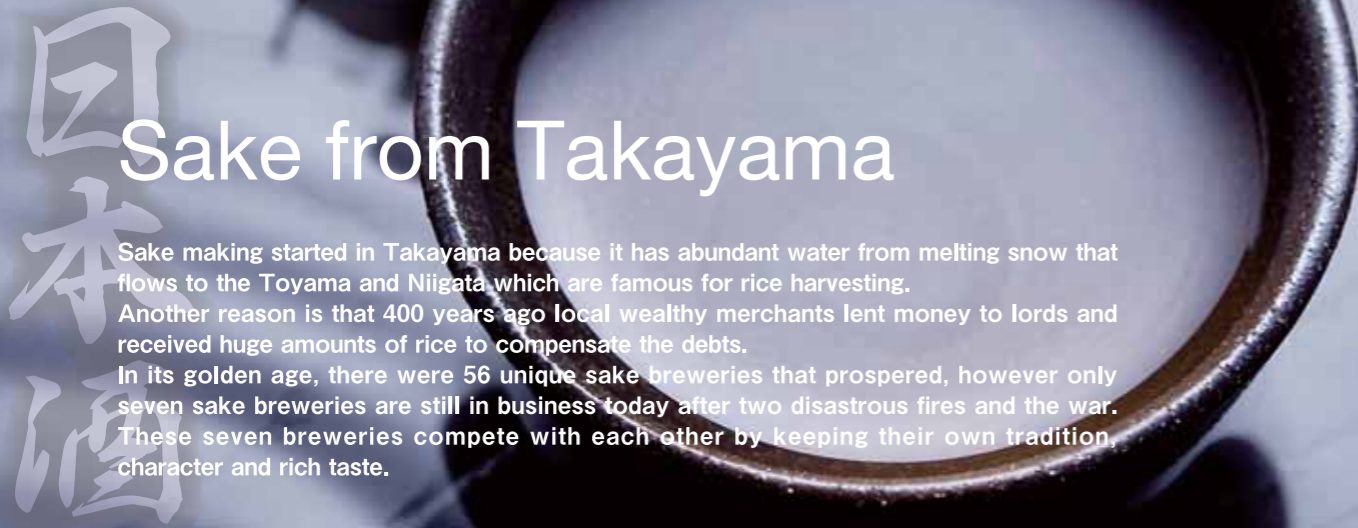


Higashiyama Walking Course by a mediaeval warlord who longed for Kyoto

Higashiyama Walking Course attractions were created by a mediaeval warlord, Kanamori Nagachika (1524-1600), who longed for Kyoto. He conquered the Hida area and had a great passion for Kyoto culture. When he built the castle town, he decided to construct many temples on a slightly elevated hilly area in the eastern part of town similar to the Higashiyama area in Kyoto which was famous for a number of ancient temples. The Kanamori family ruled Hida for 107 years with six generations, but in 1692 the sixth head of the family lost his position, the kanamori line was ruined and the Takayama Castle was destroyed. Takayama came under direct control of the Edo shogunate. The new governors decided to use one of the mansions that belonged to Lord kanamori as an office for prefectural and district governors from Edo. This mansion was called Takayama Jinya. Parts of building in the Takayama Castle still exist, for example, the warehouse in Jinya, main building of Hokkeji Temple and bell tower in Unryuji Temple. There used to be many samurai residences to protect the castle. It is about four kilometers from Unryuji Temple, the walking course entrance, to Shiroyama Park which is located at the ruins of the castle. The Higashiyama area and the Enako gawa River that was the moat surrounding the castle remain same.

Conversation Mini Phrase Conversation at Higashiyama Walking Course

- Q. Where is this building?
 Q. この建物は、どこにありますか？
- Q. Where am I on this map?
 Q. 現在地は、この地図のどこですか？
 → 地図を指でさして示すと便利です。
- Q. Can we enter this building?
 Q. この建物の中は見学できますか？
- A. Yes, please take off your shoes and enter.
 A. はい、できます。靴を脱いであがってください。
- A. No, you cannot enter this building.
 A. いいえ、できません。



Sake from Takayama

Sake making started in Takayama because it has abundant water from melting snow that flows to the Toyama and Niigata which are famous for rice harvesting. Another reason is that 400 years ago local wealthy merchants lent money to lords and received huge amounts of rice to compensate the debts. In its golden age, there were 56 unique sake breweries that prospered, however only seven sake breweries are still in business today after two disastrous fires and the war. These seven breweries compete with each other by keeping their own tradition, character and rich taste.

(Overseas visitor tour by travel agencies may take places) ●Brochures are available in English, Chinese and Korean.

Hirase Sake Brewery

MAP:B-3

Hours: 8:15~17:00 Closed on Sunday Free tasting TEL/0577-34-0010



The shop building was burnt down and rebuilt 100 years ago; it was a very modern western style when it was built.

This is the oldest sake brewery in Takayama, first appeared in the historical record in 1623. They use sake specialized rice from Hida and Hyogo, and have it milled to only 35% of its core. The representative sake, "Kusudama" which is the same name for lucky ball in Japanese, is popular because of its good name and clear taste, and served at many established restaurants. When Michelin's guidebooks featured this sake, they started to export it overseas. It costs almost 100 dollars in a New York restaurant, but in Takayama you pay only about 20 dollars and can compare it with other series of sake.



●English brochure is available.

Niki Sake Brewery

MAP:B-3

Hours: 8:00~17:00 Closed occasionally Tasting charged TEL/0577-32-0021



Their specialty is ginjo sake for which highly polished rice (at least 60%) is used and fermented at colder temperatures for longer periods of time. They offer all their sake at best condition, for example, fresh namazake and daiginjo "Tama no i" which is bottled in its best season. The building is a traditional town house, called "machiya", by local craftsmen featuring a large dirt floored space with solid beams and a sake storehouse with plastered walls. The architecture is based on the plan from 1695 when the shop first opened. The structure lets wind into a courtyard and humidity in the house is the same as it used to be despite parts of the original building burnt down 120 years ago. It was once used as a set for the filming of a TV program.



●English brochure is available.

Funasaka Sake Brewery

MAP:B-3

Hours: 8:30~20:00 Open all year round except Tuesdays from December to March Free tasting TEL/0577-32-0016



This sake brewery proactively develops new tastes of sake while keeping its tradition. The representative varieties include daiginjo "Miyama giku" which is fermented at low temperatures for longer periods, freshly stored "Hida no Jigorou" and "Yubae" using ancient rice. In 2010, they opened a restaurant and café on the property. At the restaurant Japanese cuisine that compliment sake and local food are on the menu, while at the café a sweet drink made from sake sediments and sweets made from sake are served. There is a bar counter where you can taste all their sake while chatting with sake experts (Fee charged).



Oita Sake Brewery

MAP:B-3

Hours: 9:00~17:00 Closed Occasionally Free tasting TEL/0577-32-0166




Their representative variety "Oni korosi" is well known for its very dry taste. It is distinctive among Hida local sake which has a good reputation for dryness. The variety has been loved in the area for almost 300 years since the shop first opened. The brewery itself was moved to Kiyomi cho, Takayama, and managed the process with new technology and computers. With cutting edge technology, they control subtle temperature differences by digitizing their traditional methods. The original brewery is renovated to a shop and café, and visitors can purchase not only sake but also many souvenirs.



Harada Sake Brewery

MAP:B-3

Brewery Hours: 8:30-17:30 (Brewery tour available) Open all year round Free tasting TEL/0577-32-0120



The "Y" letter on the noren stands for "J" (chou), which can be pronounced the same as the initial letter of their trade name.

The representative sake from this brewery is "Sansya" (Festival float) that has been produced since 1855. For a ginjo sake invented ten years ago, they used "flower yeast" which is refined from nectar extracted by a respected teacher of the brewery's president. The refining process was a world first success. Even experienced head brewers who tasted this sake in process described it as "sake beyond traditional sake". This is a new kind of sake with a mild and rich flavor. This brewery developed not only sake but many kinds of sweets with their deep knowledge of sake. Local sake cheesecake bar and local sake jelly have a unique aroma and taste.



Golden award of Monde Selection (2010)

Kawashiri Sake Brewery

MAP:B-3

Hours: 8:00~17:00 Open all year round Tasting charged TEL/0577-32-0143



This private brewery only uses local "Hidahomare" rice which is a special brand for sake making. They store sake for two to four years, making it fermented old sake. This long process cannot be achieved without strong wisdom about sake. Their representative sake, "Ten on" or "Hida Masamune" tastes sweet as its flavor is very soft. Normally the older alcohol gets the more expensive it is, but Kawajiri Brewery offers almost the same price for young sake so that their customers can enjoy it daily. The brewery produces only 700 liters which is equivalent to 400 bottles so their sake is only available within Takayama City. You have to visit Takayama to taste them. Mail order is available for repeated customers.



The color of fermented old sake changes distinctively to an amber color.

●English brochure is available.

Hirata Sake Brewery

MAP:B-3

Hours: 8:00~17:00 Open all year round Tasting charged ※Credit card OK TEL/0577-32-0352



This brewery has a wide range of sake products including daiginjo, junmai nigori and honjozo. Its special sweet sake "Suiou", a long term fermented old sake of more than ten years, won the first prize at the national sake brewery contest for three consecutive years since 2007. They originally sold hair oil and candles when the shop opened in 1769, then they started sake making in 1895 which is quite new as a local brewery. Their business philosophy is sake making is not just manufacturing but caring, emphasizing the importance of hand made. They also run the Hirata Museum to exhibit utensils and materials from the late 18th century.



Conversation Mini Phrase

Q.Can I try this?
Q.これを試飲できますか?
A.Yes, you can.
A.はい、できます。
A.No, you cannot.
A.いいえ、できません。

Q.Do you have a similar kind of sake?
Q.これと似たタイプはありますか?
A.Yes, we have.
A.はい、あります。
A.No, we do not.
A.いいえ、これだけです。

Q.Can I try your recommended sake?
Q.お勧めの酒を試飲できますか?
A.Certainly, but a fee is charged, here is a list.
A.はい、有料で試飲できます。リストはこちらです。
A.Certainly, it is free, please choose from these bottles.
A.はい、無料で試飲できます。こちらの瓶の中から選んでください。

●I would like to buy this sake
●この日本酒の購入を決めました。
●Please give me
one bottle two bottles three bottles
● 1本 2本 3本
four bottles five bottles
● 4本 5本 を用意してください。

Q.How much is it?
Q.何円ですか?
A.This is 000 yen.
A.この商品は 〇〇〇 円です。(計算機で数字を見せると便利です)
A.000 yen in total.
A.全部で 〇〇〇 円です。(計算機で数字を見せると便利です)

Q.Can I use a credit card?
Q.クレジットカードは使えますか?
A.Yes, you can.
A.はい、使えます。
A.No, you cannot.
A.いいえ、使えません。

Conversation at a sake brewery

城 Sanmachi

Sanmachi is one of the highlights of Takayama sightseeing. It was the flourishing area in the center of the castle town where local business thrived. Especially the Kami sannomachi area is a must see.



What to Eat at Sanmachi



Hand Grilled Rice Cracker

A traditional snack made from rice flour. The most popular is soy sauce flavor. About 100 yen each.



Sticky Rice Flour Ball Dipped in Syrup

A popular Takayama snack. This is a sticky rice flour ball dipped in soy sauce. 60-90 yen per a stick.



Hida Beef on a Skewer

Enjoy tasty world famous Hida beef on a skewer. 300 yen per each.



Machiya Café

The building of a Machiya Café is a renovated traditional house from the Edo period. The best place for tea after walking the streets.

What to Buy at Sanmachi



Sarubobo Doll

A traditional Hida doll made of red material, called "Sarubobo" (Saru means monkey in Japanese). It is a local charm for easy child birth or safety from devils.



Furniture

Hida Takayama's folk art style wood furniture made from keyaki timber (Japanese zelkova) or oak is famous. Hunting for antique pieces of this kind of furniture is exciting.



Wooden Carving (Ichii Itto-bori)

Unpainted wooden carved art crafts made from Hida's premium Ichii timber were developed by Matsuda Sukenaga who made unique netsuke decorations in the end of the Edo period.



Lacquer Ware (Hida Syunkei)

Hida Syunkei is a famous craftwork as one of the three best Syunkei lacquer wares in Japan. The 400 year old technique is used with golden color lacquer painting on an elegant wooden base.

Sanmachi was a flourishing town since Takayama Jinya was established more than 300 years ago. Streets and main roads were established around castles, shrines and temples that contributed to the development of busy towns. Just like this important establishments like Takayama Jinya attracted many people too.

The district is beautifully preserved and designated as a Historically Significant Traditional Building Preservation Area. Even now only suitable architecture with brown and black color is permitted to be built or renovated so that it will not ruin the harmony of the place.

Town people used high grade timbers such as cypress, cedar and other trees for their houses even though these timbers were legally prohibited. They painted the timbers with soot so that the officials would not find and destroy them.

Takayama Jinya was a governmental office for higher-class samurai directly dispatched from Edo so there was a law that all local resident buildings must be lower than the gate roof of the Jinya so not to look down on authority. As a result, the building sides facing main streets are set lower.

Water flow called, "Sanmachi Yousui", running through gutters on both sides of the streets was once used for households.

The upstairs is called "rubbish upstairs" as the height of the first floor was very low and this is one of the main characteristics of Takayama old townhouse architecture. Another characteristic is fine patterned latticed bay windows so that people cannot see inside.

Once you enter the house, you may notice a stairwell to let wind through the building as well as spacious tatami rooms. It is a very comfortable space. This is another good example that rich town people enjoyed luxury of their own despite of all restrictions from the authority just like use of high grade timbers for the houses.

Many old buildings are still in use today as sake warehouses, machiya cafes, restaurants and souvenir shops. When you visit the shops, you will enjoy not just merchandise but also the architecture.

10 minute walk from the Takayama Station to Sanmachi



Many shops and museums are located on the streets so walking is the best way to explore. Approximately two hours just for a walk, more than three hours for visiting buildings and museums is recommended.

What is there? What can we do?

You may lose track of time you spend by just walking down these beautiful historic streets. Activities include shopping for souvenirs, tasting sake, trying local delicacies such as soba noodles and visiting a number of small museums.



What is the painting of the horse displayed at shops and houses?

A long time ago, farmers dedicated religious paper plaques (kami ema) for the Matsukura Kannon which is located in southwest Takayama. They wished for the safety of their cows and horses, or for an abundant harvest of silkworm cocoons. Sometimes they brought their cattle to the Kannon for their safety. The ema market is where these paper plaques are sold.

People believe if you put a dedicated ema on the wall of a house entrance, your family will be prosperous and healthy.

The ema market is around the 9th and 10th of August at the Matsukura Kannon Temple, Yamazakura Shrine in Hon-machi 2 chome, Sogen Temple in the Higashiyama Teramachi.



Conversation Mini Phrase..... Conversation at Sanmachi

Q.Where am I on this map? Please point it out.
Q.私は今、この地図のどこにいますか?地図を指さしてください。

Q.Can I post it home?
Q.これは私の家まで送れますか?

Q.Where is the nearest toilet?
Q.一番近いトイレはどこですか?

A.Yes, you can post it.
A.はい、送れます。
A.No, you cannot post it overseas.
A.いいえ、国外への郵送はできません。

Q.How much is it?
Q.これは何円ですか?

A.It is ○○○ yen.
A. 円です。(数字を書くか、計算機で数字を見せるとわかりやすいです)

Q.Can I touch it?
Q.さわっていいですか?

Q.Can I eat here?
Q.ここで食べてもいいですか?

A.Yes, you can touch it.
A.はい、さわれます。
A.No you cannot touch it.
A.いいえ、触れません。

A.Yes, you can.
A.はい、大丈夫です。
A.No, please eat somewhere else.
A.いいえ、他へ行って食べてください。

Q.Are there any similar products?
Q.似たような商品はありますか?

Takayama Morning Markets



Let's go and see the local market in Takayama



Takayama morning market is one of the biggest morning markets in Japan. It takes place at two locations: One is held in front of the Takayama Jinya, and the other at the Miyagawa River side. At the Miyagawa market, sixty shops and stalls are open in approximately 350 meters from Kaji bashi Bridge to Yayoi bashi Bridge along the Miyagawa River in the center of the town. The stalls on river side sell vegetables, fruits, pickles and spices while shops on the other side sell Japanese sweets and crafts.

Some shops sell Japanese souvenirs such as chopsticks and small items in addition to Takayama local souvenirs including sarubobo dolls and Ichii Ito-bori wooden carvings.

※The number of stalls might decrease to about 10 when it rains or during winter.

The Jinya-mae market started more than 300 years ago. The origin of the market started with silk raising farmers who sold leaves of mulberry trees and even today only farmers are allowed to open stalls. Many stalls sell fresh green vegetables, dried foods, and homemade pickles, and they are happy to tell you how to eat and to preserve their foods. Unusual ingredients including stems of potato, carrot leaves and wild vegetables can be found.

Both markets are open until almost noon; however we recommend you arrive about 6:00 am when the markets start if you stay in Takayama. You will see energetic local people set up the stalls wearing traditional work clothes and Japanese cooking aprons with sleeves.

Mini Conversation Phrase Conversation at a morning market

Q.What does this taste like?

Q.これはどんな味ですか?

A.It tastes ①sweet ②hot and salty ③hot
④soy sauce taste ⑤salty ⑥sour.

A. ①甘い ②塩辛い ③唐辛子など香辛料で辛い
④醤油味 ⑤塩味 ⑥酸っぱい

Q.Can I try this?

Q.試食できますか?

A.Yes, you can try.

A.はい、できます。

A.No, you cannot try this.

A.いいえ、できません。

Q.I would like to buy this. How much is it?

Q.購入したいです、何円ですか?

A.it is ○○○ yen.

A. 円 (数字を書くか、計算機で数字を見せるとわかりやすいです)

Q.How long will this food keep?

Q.これはいつまで食べられますか?

A.①Consume today ②until tomorrow
③for 3-4 days ④about a week
⑤about a month, "Best before date" is written here.

A.①今日中 ②明日まで
③3~4日 ④1週間程度 ⑤1カ月程度
ここに書いてある賞味期限通りです。

●I want to eat the food while I am walking.
●購入後は、歩きながら食べられるようにしてください。

●Please wrap it as a souvenir.

●お土産にするので、包んでください。

Experiences in Takayama

Make your own souvenirs in Takayama

Takayama has a lot of experiences to offer with taking part in the process of its local crafts including painting Hida Syunkei lacquer ware and ceramics, and making sarubobo dolls. You can make your own original goods in town or special facilities at Takayama. Also there is a biannual event when you can walk in the town dressed in a kimono.

Walking in town dressed in kimono

Trip to the Edo period through a Time Capsule MAP:C-4



Historical costumes are available for hire: a formal Kamishimo kimono for men and a colorful kimono for women. With these types of kimono, you can go for a Takayama town walk for two hours. This event called "Trip to the Edo period through a time capsule" is on during spring and autumn.

Registration Takayama City Memorial Hall

Fee 1,500 yen for two hours Contact ☎0577-32-3333 Tourism Division of Takayama City

You can grill rice crackers yourself then enjoy!

Yume Kojo Hida MAP:B-2



At Yume Kojo Hida, enjoy making your own senbei. Senbei is a traditional Japanese toasted rice cracker. The popular package costs 400 yen for eight yummy senbei. Choose flavors from tamari-soy sauce, sesame, hot spices and salt. Also you can try to make your own shapes like a love heart! You can take your senbei home as a souvenir.

Hours 9:00-17:00 Closed:Occasionally No reservation required

Fee 400 yen ~ Contact ☎0577-32-2814

Try Shunkei lacquer painting, this traditional local craft has 400 years of history!

Hida Takayama Shunkei Kaikan (Lacquer Ware Museum) MAP:C-2



Choose your favorite shape and grain from various table wares and paint pictures with black ink. Then the experts paint lacquer on the ware and finish your own Shunkei piece. ※We send you the piece to your home, normally it takes one and a half to two months to dry (Posting fee is charged) ●English brochure is available.

Hours 9:00-17:00

Fee Adult 1,890yen Student 1,680yen (Admission fee is separately charged) Contact ☎0577-32-3373

Enjoy Japanese green tea with precious ceramics made by living national treasure artists

Art Forest



Many artistic ceramics and craftworks by living national treasure artists are exhibited. You can also enjoy the taste of Japanese tea with these masterpieces. ●Brochures are available in English, Chinese, and Korean.

Hours 10:00-16:30 Closed:Wednesday

Fee 1,000 yen ~ Contact ☎0577-37-1080

An ideal place to experience various craft activities

Omoide Taiken Kan (Hida Folk Village) MAP:D-5



Join more than 15 activities without reservation. The programs include making your own Sarubobo dolls, glasswork, chopsticks, chopsticks covers, pressed flower candles, quilting, baking senbei and beading. ●Brochures are available in English, Chinese, and French.

Hours 10:00-16:00 Closed:Thursday

Fee 1,300 yen for ceramic painting Contact ☎0577-34-4711

Try Japanese Archery

Small Bow Hall MAP:C-2



This archery hall is located in the Asahi machi area where there are some local taverns. There is an old lady who kindly shows you how to try archery.

Hours 19:30-22:00

Fee 300 yen per ten shoots Contact ☎0577-32-4158

Mini Conversation Phrase Conversation when you try something

Q.How much is this activity?

Q.この体験コースは何円ですか?

→金額を紙などに書か、計算機で数字を提示すると便利です。

Q.How long does this take?

Q.この体験は何分かりますか?

→かかる分数を紙などに書か、時計で終了予定の時間を提示すると便利です。

Q.I do not know how to, can you please show me?

Q.これがわからないので、やって見せてもらえますか?

Q.For how many years have you been doing this work?

Q.何年、この仕事をやっていますか?

→数字を紙で書か、指で数字をあらわすと便利です。

Q.Can you please do that again so that I can take pictures?

Q.写真にとりたいので、もう一度やって見せてもらうことは可能ですか?

A.Yes, I can do it again.

A.はい、いいですよ。

A.No, I cannot do it again.

A.いいえ、できません。

Oku Hida Onsen Villages



●Hirayu ootaki

Hirayu Onsen

This is the oldest onsen village in the region. There is a folktale that a famous medieval warlord, Takeda Shingen, was led by a white old monkey and discovered it 450 years ago. During Edo period, many feudal lords stayed here to rest on the way to Edo.

Contact: :0578-89-3030
Hirayu Onsen Tourism Association
Access: About 50 minute drive from JR Takayama Station

Shin Hirayu Onsen

This is the center of the Oku Hida Onsen Villages. The local tradition of Torigei is designated as important intangible cultural heritage by Gifu Prefecture. The village offers both a traditional onsen village stay and modern spa facilities.

Contact: 0578-89-2352
Shin Hirayu Onsen Tourism Association
Access: About 60 minute drive from JR Takayama Station

Fukuji Onsen

An onsen village nestled deep in the mountains with a very nostalgic atmosphere. There are many accommodations with Japanese hearths, and guests can use "Nokutomari tegata" pass which allows them to visit different onsen among those facilities.

Contact: :0578-89-2458 Oku Hida Onsen Village Information Center
Access: About 55 minute drive from JR Takayama Station

Conversation Mini Phrase Conversations at hot springs

Which hot spring do you recommend?
あなたがお勧めの温泉は、どこですか？

Does anyone use this?
ここは、空いていますか？

Is there an open air hot spring here?
こちらの浴場に、露天風呂はありますか？



●Shin Hotaka no Yu



Oku Hida Onsen Villages near Takayama City are located in the middle of Japan, containing five hot spring areas and more than 140 open air baths. With a great panorama view of the North Alps, these hot springs warm up your body and soul.

Shin Hotaka Onsen

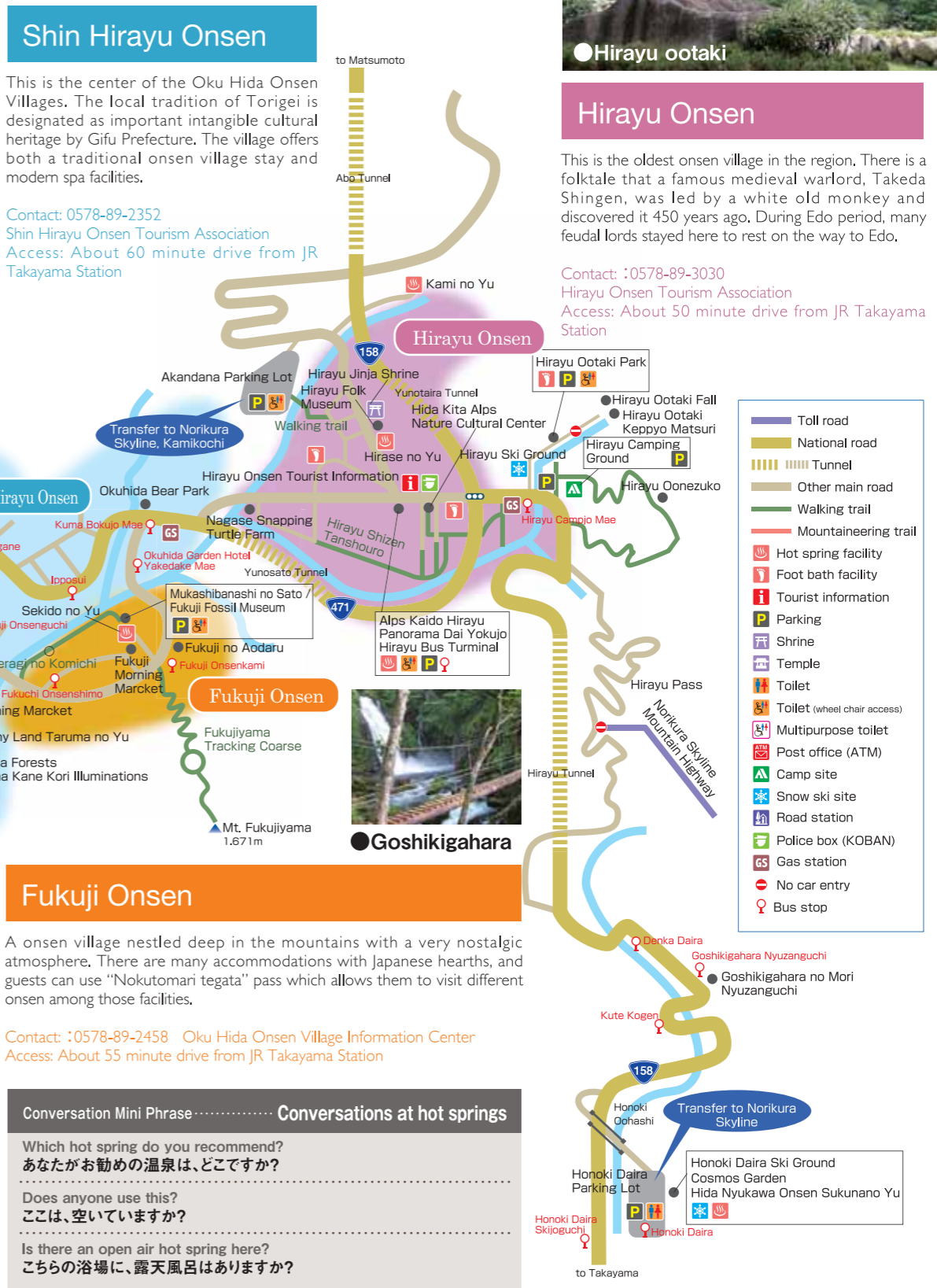
There are many open air hot springs in which abundant springs gush from the river bed. This village has access points to Mt. Yarigatake, Mt. Hotakadake and a ropeway also they are very busy in summer. In the Michelin Green Guide Japon, the 360 degree views from the Nishi-Hotakaguchi station observatory earned two stars.

Contact: 0578-89-2458
Shin Hotaka Information Center
Access: About 70 minute drive from JR Takayama Station

Tochio Onsen

Tochio Onsen is a small onsen village on the Kamatagawa River. From a communal open air bath on the riverside, you will enjoy a great view of the river and surrounding nature. This onsen village is very popular among fishing-lovers.

Contact: 0578-89-2929
Tochio onsen Information Center
Access: About 60 minute drive from JR Takayama Station



- Toll road
- National road
- Tunnel
- Other main road
- Walking trail
- Mountaineering trail
- Hot spring facility
- Foot bath facility
- Tourist information
- Parking
- Shrine
- Temple
- Toilet
- Toilet (wheel chair access)
- Multipurpose toilet
- Post office (ATM)
- Camp site
- Snow ski site
- Road station
- Police box (KOBAN)
- Gas station
- No car entry
- Bus stop

奥飛騨 Oku Hida Onsen Villages

TAKAYAMA Practical Guide

Nestled in the Northern Alps, Oku Hida Onsen Villages are peaceful places with abundant nature. Five hot spring villages, Hirayu, Fukuji, Shin-Hirayu, Tochio and Shin Hotaka welcome visitors. It is the spiritual home of Japan with a nostalgic country atmosphere, Japan's best open air baths and stunning seasonal views.

Shin Hotaka Ropeway

● Brochures are available in English, Chinese and Korean.

Contact : 0578-89-2252



This is Japan's first double-decker ropeway to enjoy "walking in the sky". The terminal is the nearest observation deck to the mountains of the Northern Alps, offering breathtaking views of Mt. Kasagatake, Mt. Yarigatake and Mt. Nishi-Hotakadake.

● Hours: _____
 April~30 November 8:30~16:00 Weekends and holidays 8:00~16:00
 1 August-4th Sunday of August 8:00~16:30 during October
 13 August -16 August 7:00~16:30 1 December to March 9:00~15:30

● Fee: _____
 Both No1 and No2 Ropeways Return Adult/2800 yen Child/1400 yen
 Both No1 and No2 Ropeways One way Adult/1500 yen Child/750 yen

Shin Hotaka Visitor Centre Sangaku Kan

Contact : 0578-89-2254



The facility is located in front of the Shirakabadaira station offering plenty of information about nature, flora, fauna and mountain climbing of the Northern Alps. An open air bath is available.

● Hours: _____
 April-November 8:30~16:45 Weekends and holidays 8:30~16:45
 1 August-4th Sunday of August 8:30~17:15 during October
 13 August -16 August 7:30~17:15 December to March 9:15~16:15

● Fee: _____
 Admission free
 Open air bath Adult/600 yen Child/400 yen

Okuhida Toy Museum

Contact: 0578-89-3009



A wealthy farmer's house from the Edo period accommodates this museum. It exhibits nostalgic toys including popular toys from the Showa era such as menko cards and manga as well as robots and fun rides.



● Hours: _____ ● Closed : _____
 8:30~17:00 Tuesdays from November to July
 (If Tuesday is a holiday, the museum is closed on the next day)
 ● Fee: _____
 Adult/650 yen Junior high & Elementary school student/ 350 yen

Hida & the Northern Alps Nature and Culture Centre

Contact : 090-8679-3573



This center displays the landscape, flora and fauna of the Northern Alps, local lifestyle and history. There is a 2 km nature path to explore the surrounding nature.

● Hours: _____ ● Closed : _____
 9:00~17:00 Closed : Wednesdays, the day after holidays,
 and winter season (December to March)

● Fee: _____
 Free

Hirayu Falk Museum and Shinohara Buzen Memorial Hall

Contact : 0578-89-3338(Hirayu no mori)



This is a folk museum in a gassho-style house which exhibits Hida's symbolic items including folk utensils, costumes, and farming equipment in the tatami room with Japanese hearth. It also has a hot spring facility.

● Hours: _____ ● Closed : _____
 6:00~21:00 (Winter: 8:00~19:00) Occasionally

● Fee: _____
 Free

Okuhida Bear Park

● Brochures are available in Chinese and Korean.

Contact : 0578-89-2761



About 105 bears from around the world cheerfully await you! There is a popular show in which adorable bears perform.



● Hours: _____ ● Fee: _____
 8:00~17:00 (8:00-18:00 in August) Adult/1000yen Child/ 500yen

● Show time _____
 10:30~ / 15:00~

Folktale Village & Fukuji Fossil Museum

Contact: 0578-89-2793



This is a traditional house with a water mill and Japanese hearth to display folk materials. Visitors can try weaving and straw crafts. Fukuji Fossil Museum exhibits some of Japan's oldest fossils.

● Closed : _____
 Wednesday (and occasionally)

● Hours: _____
 Late April-Late September 10:00~18:00 Late September-Late April 10:00~17:00

● Fee: _____
 Adult/ 500 yen Child/ 300 yen

● Fukuji Fossil Museum (Admission Free) 8:00~17:00 (Open all year round)

Takayama Local Food

Many new local foods have been introduced recently. Enjoy our traditional local foods passed on for generations with fresh seasonal ingredients.



Hooba Miso

Hooba miso is a grilled vegetable dish such as spring onions and shitake mushrooms with miso on hooba leaves. A great side dish with rice or a snack with sake. This food was chosen as one of the 100 finest country local foods by the Ministry of Agriculture, Forestry and Fisheries. It is a standard dish of a Ryokan breakfast.



Grilled Eggplant

A popular homemade food made of local thick eggplant grilled with rich flavour miso paste and a chopped spring onion. This food is served at Japanese taverns too.



Komo Tofu

Tofu from Takayama is famous for its excellent taste thanks to good quality water. Komo Tofu is a local food where tofu is firmly rolled with a bamboo mat and cooked in soup. It is also one of the popular festival foods. It has a homely Takayama taste.



Pickled Steak

Even though it is called steak, this is a vegetarian food. It is a pickled Chinese cabbage chopped and cooked with seasoned egg. Some believe that people made this side dish with seasoned preserved food for winter while others think this food was invented to eat frozen pickled Chinese cabbage. At a Japanese tavern, it is a very popular food as a snack.



Hida Soba

Hida's cold highland surroundings produce good quality of buckwheat. Handmade soba noodle prepared from grinding buckwheat with a stone hand mill has an excellent flavour. Soba is one of the most well-known Japanese foods but still has a reasonable price.



Hida Ramen Noodle

Ramen noodle is another popular Japanese food using Chinese style noodles. A thin curly noodle in soy sauce is the simplest but best combination. There are many fans all over Japan who love this Takayama original ramen noodle.



Hida Beef

Hida beef is from Japanese Black Cattle which have been fattened up for more than 14 months within the Gifu Prefecture. The quality grade of Hida beef is five, four or three. You can enjoy Hida Beef in almost any kind of restaurants in Takayama, however, we highly recommend you to try it at a specialized restaurant.



Japanese Style Vegetarian Dish

A Japanese style vegetarian dish, called "shou-jin ryori", was invented by Buddhist monks who tried to avoid killing creatures and eating meat. No ingredients with strong odours such as meat or fish are used in this kind of dish. During the Edo period, it was developed into an elegant dish for highly-educated people. These dishes are said to be the origin of kaiseki ryori meals.

Conversation Mini Phrase

Q.Are there any private rooms?
Q.個室はありますか?

Q.What is your speciality or recommendation?
Q.この特別料理・おすすめのメニューは何ですか?

Q.I am a vegetarian. Do you have any vegetarian food?
Q.私は、ベジタリアンです。ベジタリアン料理はありますか?

Conversation at a restaurant

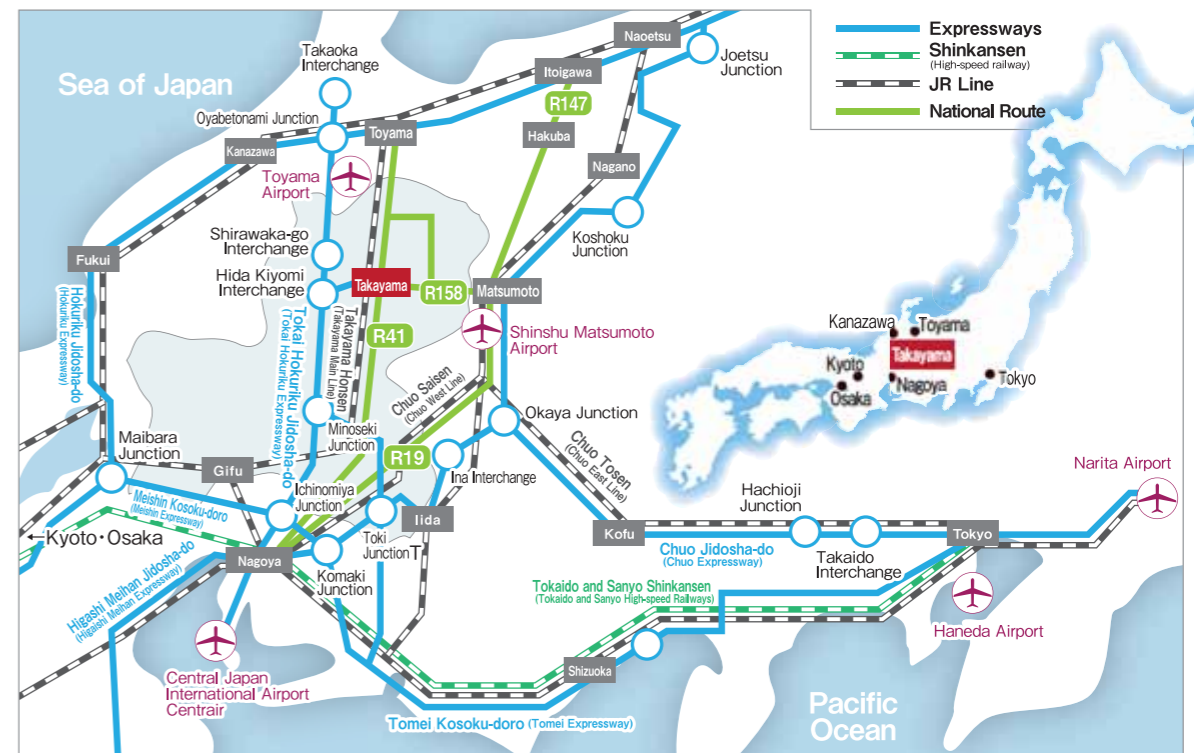
Q.I cannot eat meat/pork/raw fish/flour/ egg.
Q.私は、肉・豚肉・生の魚・小麦・卵 を食べません。

Q.Do you have a kid's menu?
Q.子供用のメニューはありますか?

Q.Do you have a chair for a baby?
Q.ベビー用の椅子はありますか?

Access

TAKAYAMA Practical Guide



To Tokyo

By Train 4 hours 15 minutes at the fastest including waiting time
JR Takayama Station → (Wide View Hida Express: 2 hours 12 minutes at the fastest) → JR Nagoya Station → (Tokaido Shinkansen: 1 hour 36 minutes at the fastest) Tokyo Station

By Express Bus Approximately 5 hours 50 minutes
Takayama Nohi Bus Center → Shinjyuku Station West Exit

To Nagoya (Centrair: Central Japan International Airport)

By Train 3 hours 17 minutes at the fastest including waiting time
To Nagoya (Centrair: Central Japan International Airport)
JR Takayama Station → (Wide View Hida express: 2 hours 12 minutes at the fastest) → JR Nagoya Station and Meitetsu Nagoya → (Nagoya railway 37 minutes) → Centrair

By Train and Express Bus Approximately 3 hours 15 minutes
Takayama Nohi Bus Center → (Express bus about 2 hours 35 minutes) → Meitetsu Bus Center and Meitetsu Nagoya → (Nagoya railway 37 minutes) → Centrair

To Osaka

By Train 3 hours 18 minutes at the fastest including waiting time
JR Takayama Station → (Wide View Hida Express: 2 hours 12 minutes at the fastest) → JR Nagoya Station → (Tokaido Shinkansen: 52 minutes at the fastest) JR Shin Osaka Station

By Express Bus Approximately 5 hours 25 minutes
Takayama Nohi Bus Center → Kintetsu Nanba West Exit OCAT

To Toyama and Hokuriku

By Train 1 hour 28 minutes (direct line)
JR Takayama Station → (Wide View Hida express) → JR Toyama Station

By Express Bus Approximately 2 hours 30 minutes
Takayama Nohi Bus Center → JR Toyama Station

To Kyoto

By Train 3 hours at the fastest including waiting time
JR Takayama Station → (Wide View Hida Express: 2 hours 12 minutes at the fastest) → JR Nagoya Station → (Tokaido Shinkansen: 35 minutes at the fastest) JR Kyoto Station

By Express Bus Approximately 4 hours 10 minutes
Takayama Nohi Bus Center → JR Kyoto Station Hachijoguch Exit

To Matsumoto

By Direct bus Approximately 2 hours 10 minutes
Takayama Nohi Bus Center → Matsumoto Bus Terminal